



UFF-UCF

Bargaining Session, UFF-UCF and UCF BOT teams
9/16/2020

Comparison Salary Chart with UCF and FSU, UF, USF

(Most recent data available is from 2018, numbers not adjusted for 2020 inflation/deflation)

Category	FSU	UF	USF	UCF
Number of In- Unit Faculty	1,008	1,171	965	1450
Salaries (Total E&G funds spent on In-Unit Salary)	\$112,536,338	\$124,193,647	\$83,831,947	\$139,615,147
Mean salary (amount divided by # of In-Unit Faculty)	\$111,643	\$106,058	\$97,235	\$96,286
Cost of Living Adjustment (32816 adjusted)	\$137,655	\$116,661	\$108,225	\$96,286
% of UCF	143%	121%	112%	100%
Sources: Data from https://www.floridahasarighttoknow.myflorida.com/search_state_payroll ;				
Cost of living adjustments from salary.com				

Workload: Student – Faculty Ratios in the SUS

FAMU	16	FSU	22
FAU	24	NCF	10
FGCU	22	UCF	30
FIU	27	UF	19
FPU	18	UNF	18
	USF	23	

Student:faculty ratios (2017)

UCF's 30:1 ratio is tied with Southern New Hampshire University for next-to-last place, according to the Open Education Database

As of 2019, UCF was at 30.4:1
Fall 2020 (IKM – UCF): 29.7:1

UCF Admissions Data

Last Updated 9/3/2020



Note: Filters below **ONLY** interact with the Applied, Accepted, Enrolled Students chart.

Time Period
Fall Terms

College
All

Major
All

Student Classification
FTIC

Gender
All

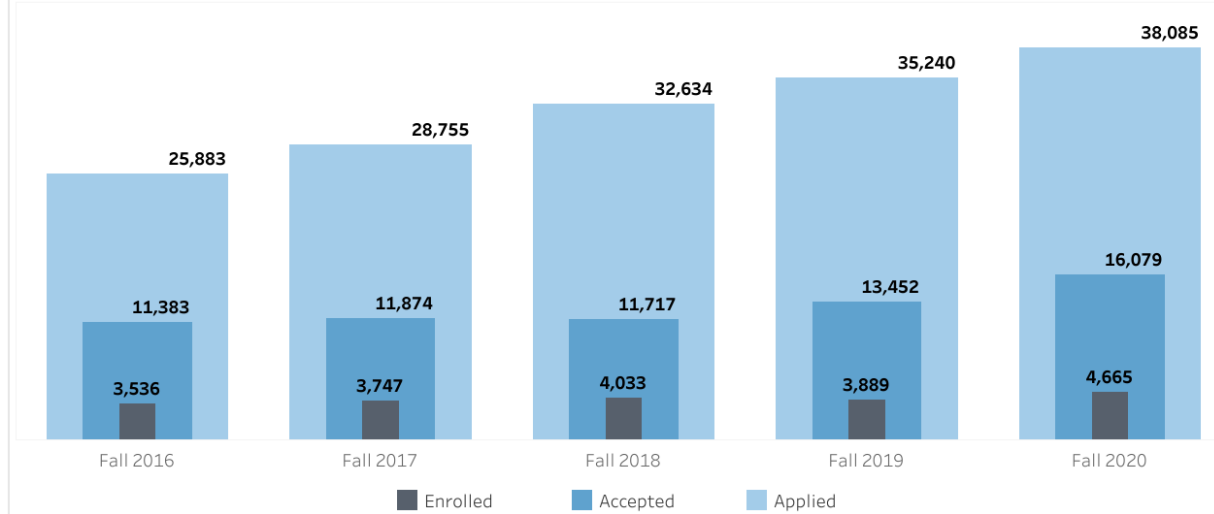
Ethnicity
All

■ Acceptance Rate
■ Yield Rate

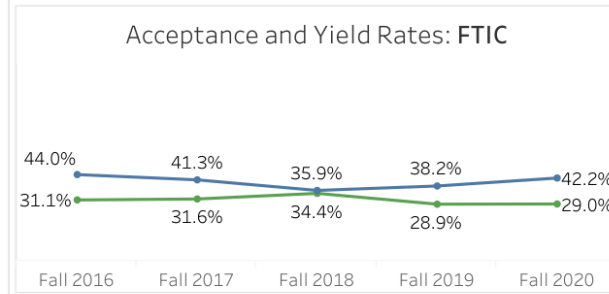
UCF Admissions Data

Undergraduate

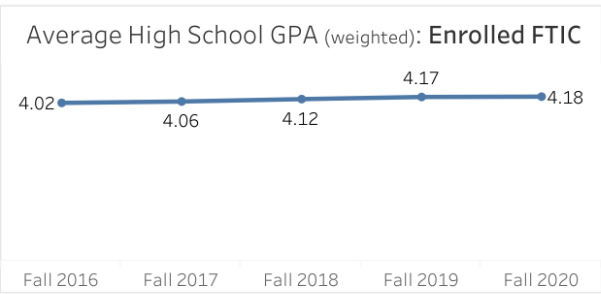
Applied, Accepted, Enrolled Students: FTIC



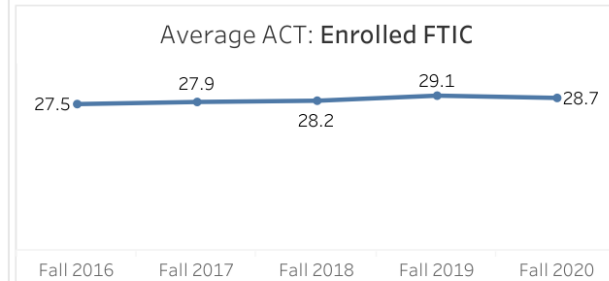
Acceptance and Yield Rates: FTIC



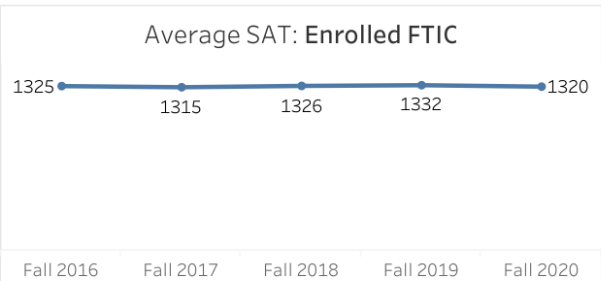
Average High School GPA (weighted): Enrolled FTIC



Average ACT: Enrolled FTIC



Average SAT: Enrolled FTIC

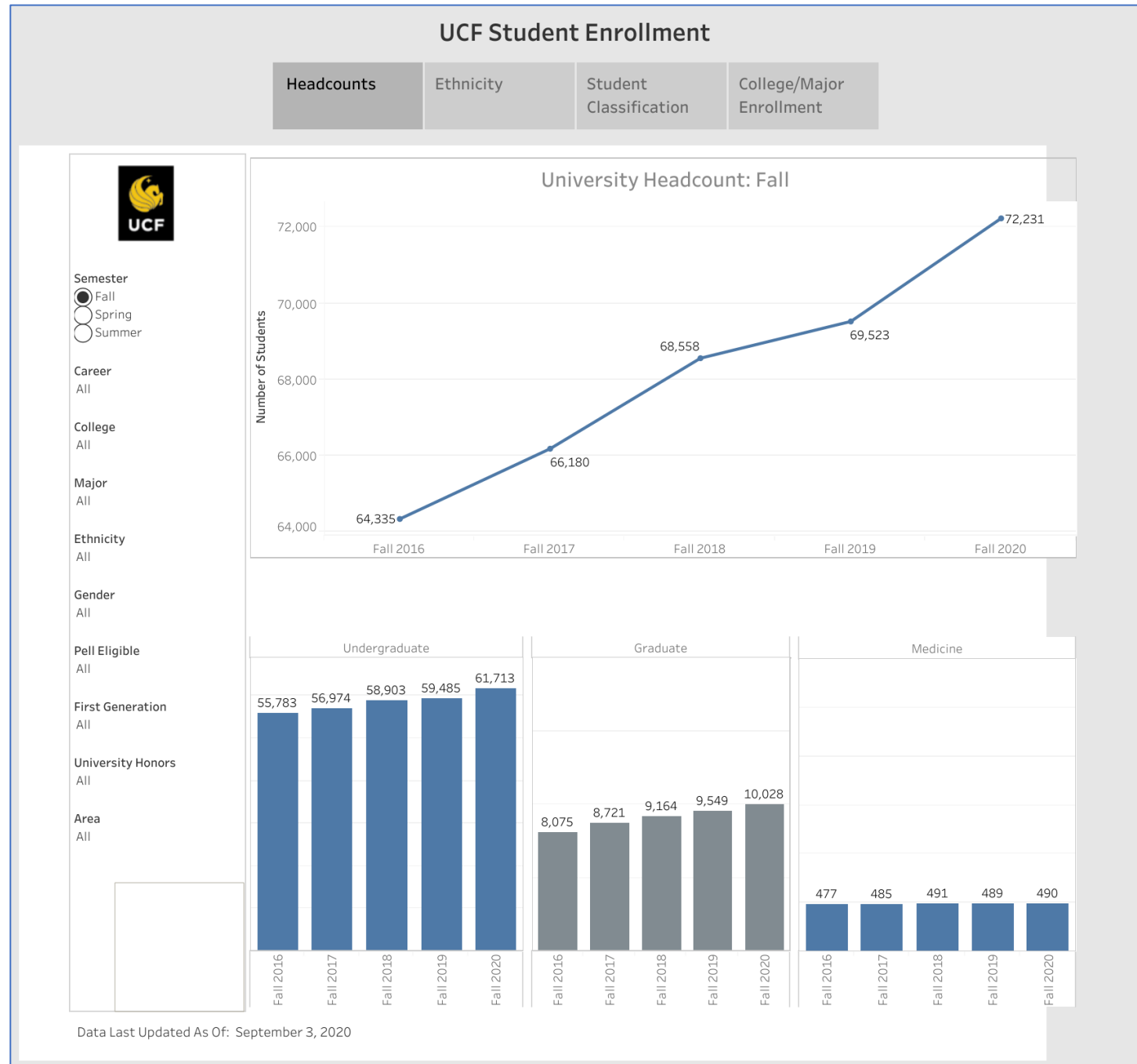


UCF Student Enrollment

Last Updated:
9/3/2020

What observers say about UCF:

“If we consider the number of students enrolled, the University of Central Florida definitely tops the charts as being the biggest university of the United States...The student body is a fairly diversified group too as students from 157 different countries are enrolled here.” (Stilt.com)



Economic Stressors Fall 2020

- COVID Re-opening
- Extra Work from re-developing our courses and research/creative scholarship
- Two trainings due by October 1 (ethnic and students-in-crisis)
- Mandatory random testing for COVID that could lead to disciplinary action if refused
- Remote learning for children
- Remote care at home for elderly or disabled
- Climate Change: Family in regions with fires, hurricanes, & “murder hornets” in FL (FL Dept of Ag& Consumer Services report Asian giant hornets)
- Economic Nosedive in the Surrounding Areas: Orlando’s economy, increased poverty (Orlando Sentinel).

SUS Salaries & COVID Stipends

- **University of North Florida** successfully negotiated a salary raise of 3% in 2019-2020 AND a second 3% raise for 2020-21, for a total of more than 6% raise. "Ironically, COVID helped us."
- **University of Florida**, \$1,500, one-time COVID Stipend
- **Florida State University**, \$1,500 ATB (permanent raise)
- **University of West Florida** has COLA (1-3% raise in a 3-year contract)
- **Florida International University**, \$500 COVID Stipend (COVID trainings). More control over their situation: bargained 3 MOUs and working on its fourth for spring 2021.

Did UCF think of its Faculty?

- CARES Act Distribution (Excel Breakdown)
- UCF received \$51 million (6% held by DeSantis's reserves, \$3,060,000)
 - the most in the state university system